

# 535-555w

## Bifacial Twinplus Module Series

HIGH EFFICIENCY MONO-PERC BM6-10B-G

**Bloomberg**  
NEW ENERGY FINANCE

**Tier1**



### Extraordinary Product Performance

- Up to 25% additional power yield benefited from bifacial technology
- Lower power loss in cell connection and under shading conditions
- Competitive high-temperature performance with ameliorated temperature coefficient
- Higher power generation with multi-busbar and half-cut technology

### High Quality Reliability

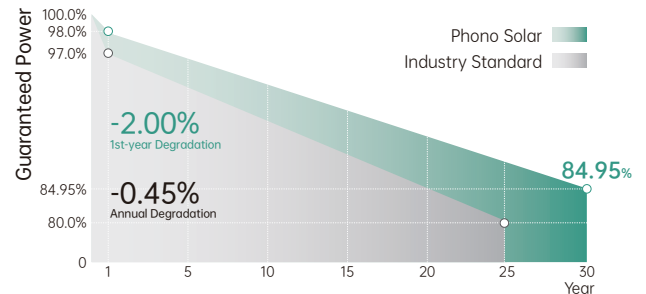
- Optimized electrical design lowers hot spot risk and operating current
- Corrosion resistance guarantees enhanced reliability in harsh environments
- Minimized Risk of microcrack and snail trail

### Easy Installation

- Framed design improves mounting and racking method compatibility
- Safer and easier handling during transportation and installation

### PID Resistant

- Encapsulation with Industry-leading cell processing technology and dual glass contributes to excellent anti-PID characteristic



**12-year**  
Product Warranty

**30-year**  
Linear Performance Warranty

### MANAGEMENT SYSTEM CERTIFICATES

IEC 61215, IEC 61730, UL 61730

ISO 9001  
2015 / Quality management system

ISO 14001  
2015 / Standards for environmental management system

ISO 45001  
2018 / International standards for occupational health & safety



## Electrical Typical Values

Model	1000V	PS535M8GF-24/TH		PS540M8GF-24/TH		PS545M8GF-24/TH		PS550M8GF-24/TH		PS555M8GF-24/TH	
	1500V	PS535M8GFH-24/TH		PS540M8GFH-24/TH		PS545M8GFH-24/TH		PS550M8GFH-24/TH		PS555M8GFH-24/TH	
Testing Condition	STC	NOCT	STC	NOCT	STC	NOCT	STC	NOCT	STC	NOCT	
Rated Power (Pmpp)	535	403	540	407	545	411	550	414	555	418	
Rated Current (Imp)	13.04	10.52	13.11	10.58	13.18	10.63	13.25	10.69	13.32	10.75	
Rated Voltage (Vmpp)	41.03	38.32	41.19	38.47	41.35	38.62	41.51	38.77	41.67	38.92	
Short Circuit Current (Isc)	13.69	11.04	13.78	11.12	13.86	11.18	13.95	11.25	14.03	11.32	
Open Circuit Voltage (Voc)	49.31	46.75	49.45	46.88	49.60	47.02	49.74	47.15	49.89	47.30	
Module Efficiency (%)	20.71		20.90		21.10		21.29		21.48		

STC(Standard Testing Conditions): Irradiance 1000W/m<sup>2</sup>, AM 1.5, Cell Temperature 25°C

NOCT (Nominal Operation Cell Temperature): Irradiance 800W/m<sup>2</sup>, Ambient Temperature 20°C , Spectra at AM1.5, Wind at 1m/s

## BSTC

Maximum Power (Pmax)	580	585	590	595	600
Optimum Operating Current (Imp)	14.14	14.21	14.27	14.34	14.40
Optimum Operating Voltage (Vmpp)	41.03	41.19	41.35	41.51	41.67
Short Circuit Current (Isc)	14.84	14.93	15.01	15.10	15.17
Open Circuit Voltage (Voc)	49.31	49.45	49.60	49.74	49.89

BSTC:Front Side Irradiation 1000W/m<sup>2</sup>, Back Side Reflection Irradiation 135W/m<sup>2</sup>, AM 1.5, Ambient Temperature 25°C

## Mechanical Characteristics

Cell Type	Monocrystalline
Dimension (L × W × H)	Length: 2278mm (89.69 inch) Width: 1134mm (44.65 inch) Height: 30mm (1.18 inch)
Weight	32.0kg (70.54 lbs)
Glass	2.0mm/2.0mm toughened glass
Frame	Anodized Aluminium Alloy
Cable (Including Connector)	12AWG(UL)/4mm <sup>2</sup> (IEC), (+): 450mm,(-): 250mm or Customized Length
Junction Box	IP 68 Rated

## Temperature Ratings

Voltage Temperature Coefficient	-0.26%/°C
Current Temperature Coefficient	+0.042%/°C
Power Temperature Coefficient	-0.33%/°C
Power Tolerance	0~+3%
NOCT	45±2°C
Bifaciality	70±5%

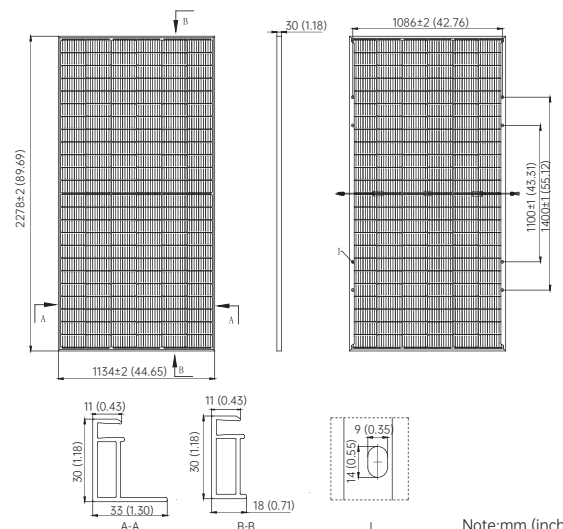
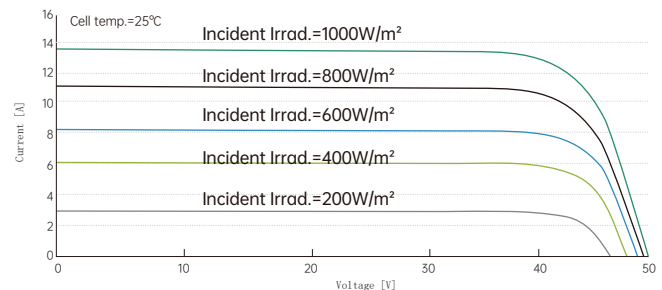
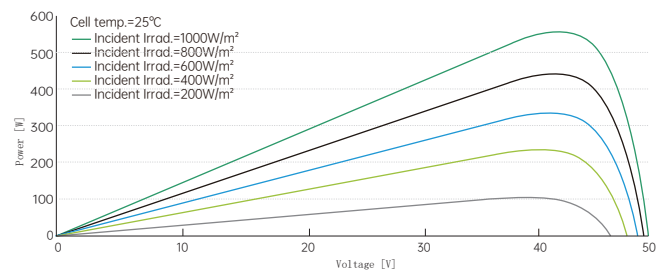
## Absolute Maximum Rating

Operating Temperature	From -40 to + 85°C
Hail Diameter @ 80km/h	Up to 25mm
Front Side Maximum Static Loading	5400Pa
Rear Side Maximum Static Loading	2400Pa
Maximum Series Fuse Rating	30A
PV Module Classification	II
Fire Rating (UL61730)	Type29
Maximum System Voltage	DC 1000V/1500V

## Packing Configuration

Container	20' GP	40' HQ
Pieces/Container	180	720
Pcs/Pallet	36	36
Pallets/Container	5	20

## Electrical Characteristics



Note:mm (inch)